

UPGRADE

CREATE SURVEY

IanDay99



PAID FEATURE

Export your survey data in .PDF, .XLS, .CSV, .PPTX, or SPSS format.

0

UPGRADE [Learn more »](#)

→ COLLECT RESPONSES → **ANALYZE RESULTS** → PRESENT RESULTS

RESPONDENTS: 25 of 25

ADD TO DASHBOARD ▾

SAVE AS ▾

**QUESTION SUMMARIES**

INSIGHTS AND DATA TRENDS

INDIVIDUAL RESPONSES

Page 1: Club Nights In The New Year

Q1

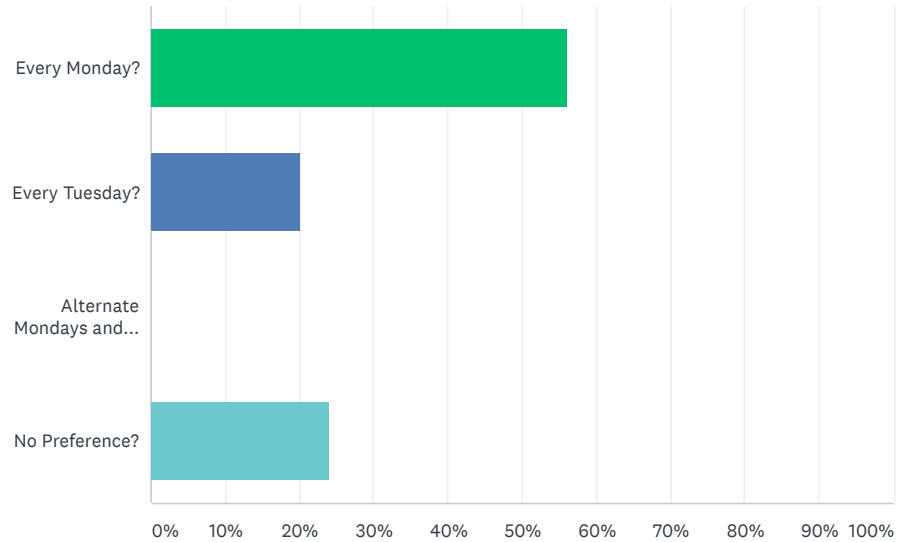


Customize

Save as ▾



Which would be your night of preference to play?


Answered: 25 Skipped: 0




ANSWER CHOICES


RESPONSES ▾

 **EXPORTS** 

 **PAID FEATURE**  
Export your survey data in .PDF, .XLS, .CSV, .PPTX, or SPSS format.

**UPGRADE** [Learn more »](#)





| ANSWER CHOICES  | RESPONSES |           |
|---|-----------|-----------|
| ▼ Every Monday?   | 56.00%    | 14        |
| ▼ Every Tuesday?  | 20.00%    | 5         |
| ▼ Alternate Mondays and Tuesdays (i.e. Monday's on odd week number and Tuesday's on even week numbers?) | 0.00%     | 0         |
| ▼ No Preference?  | 24.00%    | 6         |
| <b>TOTAL</b>  |           | <b>25</b> |

[Policy](#) • [Email Opt-In](#) • [Help](#) • [Cookies Policy](#)

